GP Component

REV.	ECN NO.	LOCATIONS	DESCRIPTION	DATE	DESIGN
A0			Initial	2023/01/17	Ken Lin

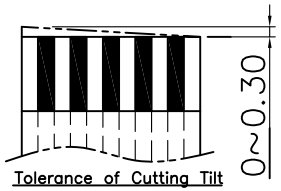

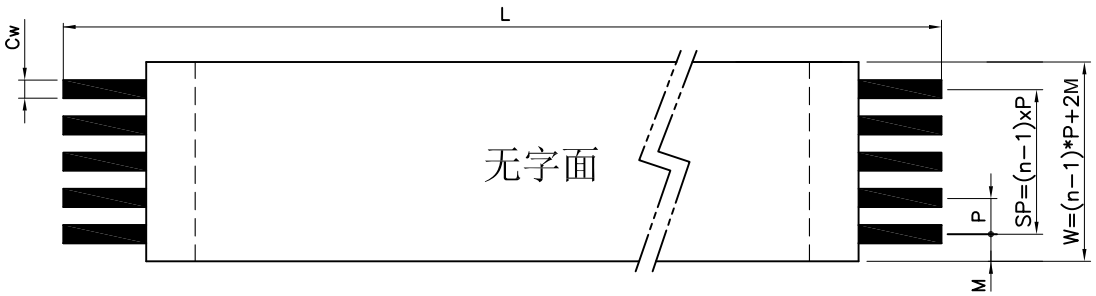

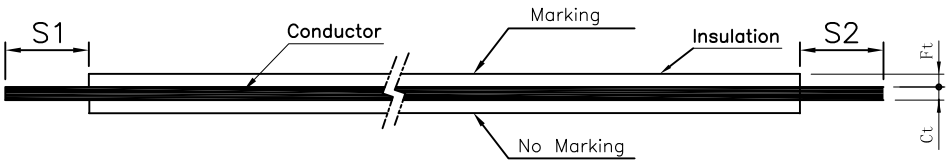

TOLERANCE				
ITEM	Abbr.	P=0.5	P=1.0	P=1.25
导体间距	P	±0.05	±0.08	±0.1
导体总间距	SP	±0.08	±0.10	±0.15
FFC宽度	W	±0.08	±0.10	±0.20
Magin	M	±0.08	±0.10	±0.15
导体宽度	Cw	±0.03	±0.03	±0.03
导体厚度	Ct	±0.01	±0.01	±0.01
导体外露长度	S1/S2	±0.5	±0.5	±0.5
补强板长度	B1/B2	4±1mm,5~8±1.5mm, 9~15±2mm		
FFC长度	L	30~250±2, 251~300±3mm 301~600±5, L>600±10mm		

Material Specification			
ITEM	SPEC	Dimension	备 注
绝缘膜	Ft	0.06	80℃ 白膜
导 体	Ct*Cw	0.1*0.65	镀锡线
补强板	St		BLUE

Note:
1. 公差以尺寸下面的公差为标准
2. OQC严格按照图示尺寸检验

FFC Specification											Support Tape Color
P	TYPE	No.of Con.	L	S1	S2	B1	B2	SP	W	M	
1.25	G	16	20	4	4			18.75	21.25	1.25	Blue
			±1	±0.5	±0.5			±0.1	±0.1	±0.1	

Matrix Electronics Co.,Ltd

TOLERANCE: X / X.X ±0.38 / X.XX ±0.25 / X.XXX ±0.13 / ANGLE: ±1°	DESIGN BY : Ken Lin	DATE : 2023/01/17	PART NAME: FLEXIBLE FLAT CABLE Pitch=1.25mm L=20mm 16Pin
	CHECKED BY: Anson Cheng	DATE : 2023/01/17	PART NO. MRSFCP12N16T-M419
	APPROVED BY1: Richard Hsieh	DATE : 2023/01/17	MOLD NO. NA
UNIT: mm [inch]	APPROVED BY2: Richard Hsieh	DATE : 2023/01/17	DRAW NO.
SCALE:1:1 SIZE:A4			SHEET NO. 1 OF 1