GP Component

REV.	ECN NO.	LOCATIONS	DESCRIPTION	DATE	DESIGN
A0			Initial	2017/09/05	Phebe Su
A1			Modify LED	2019/12/12	Phebe Su

1. MECHANICAL:

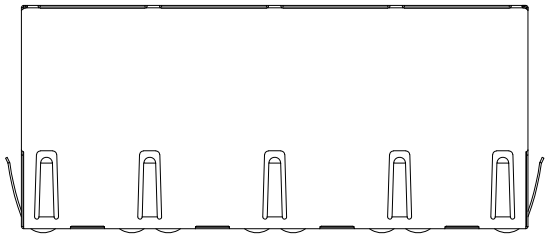

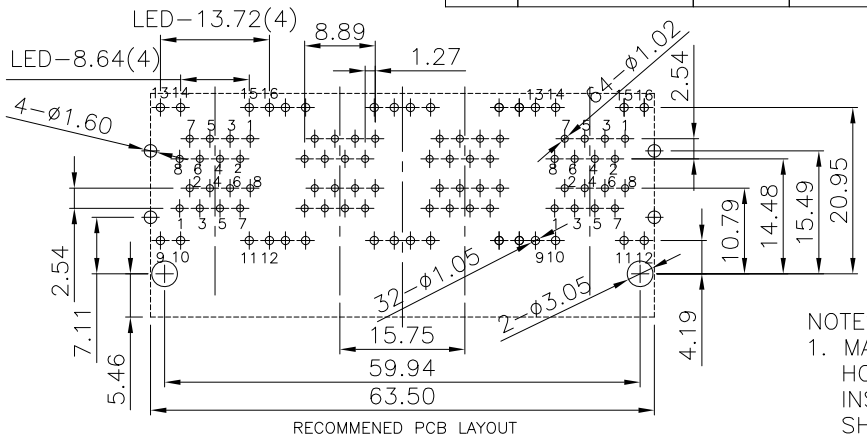

RECOMMENED PCB LAYOUT
COMPONENT SIDE
TOLERANCE ±0.05

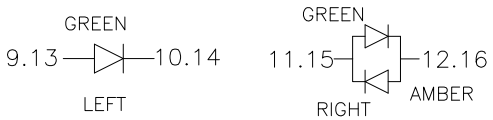

NOTES:
1. MATERIAL:
   HOUSING: PA46 BLACK UL94V-0.
   INSERT: PBT BLACK UL94V-0.
   SHELL: COPPER ALLOY WITH NICKEL PLATED.
   CONTACT: PHOSPHOR BRONZE GOLD 6U" PLATING OVER NICKEL.
2. JACK CAVITY CONFORMS TO FCC RULES AND REGULATIONS PART 68, SUBPART F
3. OPERATION TEMPERATURE: -40~85°C
4. NOTE ▲ MARK ARE THE KEY SIZES.

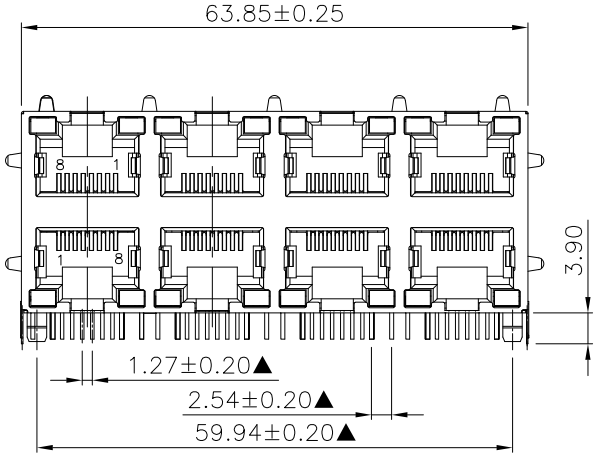

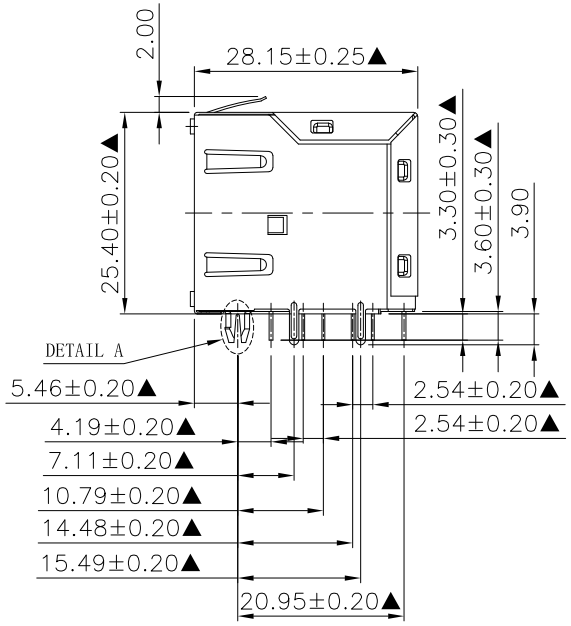

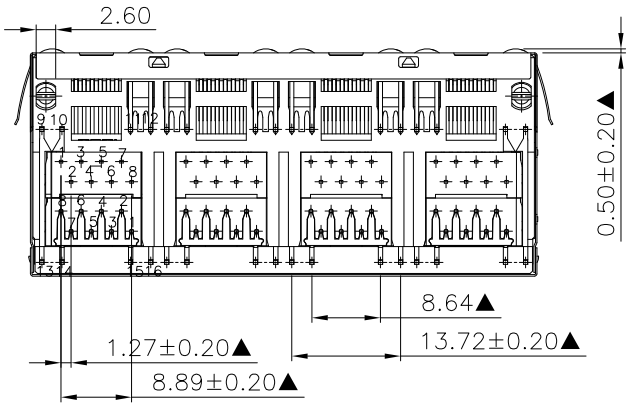

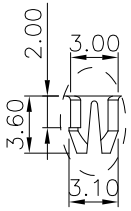

DETAIL: A
SCALE 2:1

ORDER INFORMATION:

MRJ N - 24 T 922 RS

- MRJ: Matrix-RJ45
- N: F: 10/100; G: 10/100/1000; N: Pure Connector
- 24: 11: 1X1 ; 21: 2X1; 12: 1X2 ; 22: 2X2; 14: 1X4 ; 24: 2X4; 16: 1X6 ; 26: 2X6; 18: 1X8 ; 28: 2X8; 1U: RJ+USB
- T: S: SMD; T: THT
- 922: Series Number
- RS: RS: ROHS; HF: Halogen Free

Matrix Electronics Co.,Ltd

TOLERANCE: X. ; X.X ±0.35 ; X.XX ±0.20 ; X.XXX ±0.15 ; X.° ±2° X.X° ±1°	DESIGN BY : Phebe Su	DATE : 2019/12/12	PART NAME: RJ45 2X4 CONN,W/LED	
	CHECKED BY: Vicky Hsieh	DATE : 2019/12/12	PART NO.	MRJN-24T922RS
UNIT: mm [inch]	APPROVED BY1: Richard Hsieh	DATE : 2019/12/12	MOLD NO.	NA
SCALE:1:1 SIZE:A4	APPROVED BY2: Richard Hsieh	DATE : 2019/12/12	DRAW NO. / SHEET NO.	1 OF 1